

Step-by-Step Instructions for Using Anthem BCBS's Provider Finder

Blue View Vision

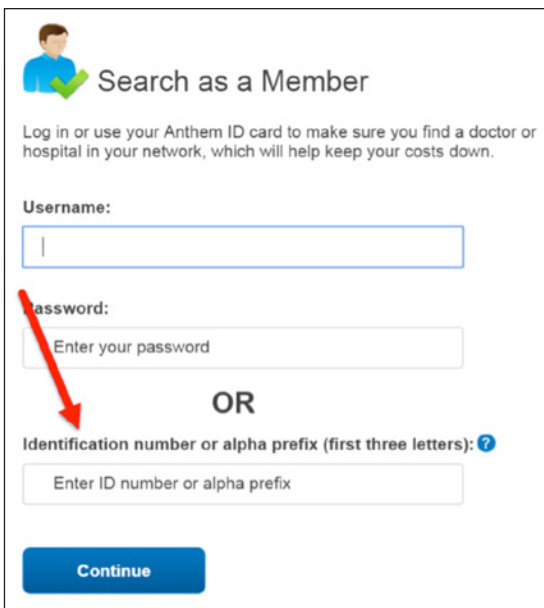
For claims information, to request ID cards or to search for providers, call 1-866-723-0515 or go to www.anthem.com.


If you go online to Anthem's website and you have not already registered, you will want to do so. Once you are registered, you will be able to see your claims information, request ID cards and search for providers. To search for providers, click on "Find a Doctor" on the right-hand side and complete steps 1 – 3.

The screenshot shows the Anthem BCBS website interface. At the top left is the Anthem logo with the text "BlueCross BlueShield". To the right, there are links for "OTHER ANTHEM WEBSITES:" including "Providers", "Employers", "Producers", "Medicaid", and "Federal Employee Programs". A navigation bar contains "Shop For Insurance", "Health & Wellness", "Resources", and "Customer Support". A main banner features a purple box with the text "Time to choose your 2016 Medicare benefits" and a photo of a smiling couple. On the right side, there is a "MEMBER LOG IN" section with fields for "Username" and "Password", and buttons for "Register Now", "LOG IN", and "Forgot username or password?". Below this is a "USEFUL TOOLS" section with a red arrow pointing to the "FIND A DOCTOR (Dental, Pharmacy, or Hospital)" link. Other tools listed are "FIND URGENT CARE", "PRESCRIPTION BENEFITS", and "CHECK CLAIM STATUS". At the bottom, there are three promotional boxes: "Get a Free Instant Quote" with a form for zip code and county, "Open Enrollment for Individual and Family Plans" with a date range of November 1 to January 31, and "Data Safety Update" with a shield icon and text about credit repair and ID protection. A smartwatch is shown in the bottom right corner with the text "Save 20% off".

If you do not sign on to your account and you click on “Find a Doctor” located on the right-hand side of the main page, you will need to follow these steps:

1. On the left-hand side, you will see “Search as a Member.” Scroll past the username and password information and go to the “Identification number or alpha prefix” section.
2. Marathon Petroleum’s prefix is **ANT**. Enter that into the box and hit “Continue.”



 **Search as a Member**

Log in or use your Anthem ID card to make sure you find a doctor or hospital in your network, which will help keep your costs down.

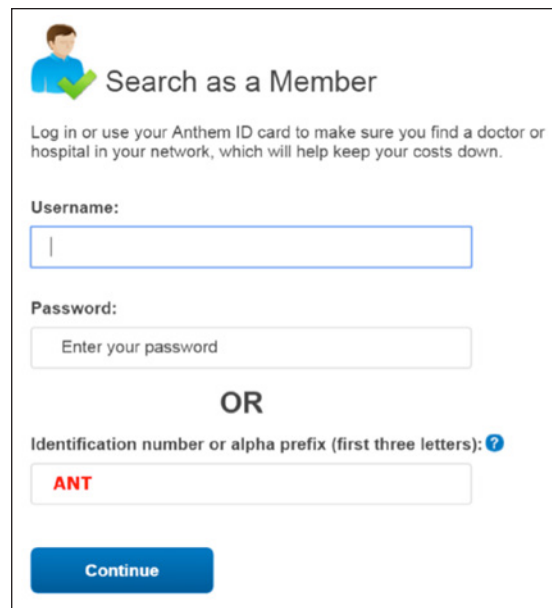
Username:


Password:

OR

Identification number or alpha prefix (first three letters): ⓘ

Continue



 **Search as a Member**

Log in or use your Anthem ID card to make sure you find a doctor or hospital in your network, which will help keep your costs down.

Username:

Password:

OR

Identification number or alpha prefix (first three letters): ⓘ

Continue

3. Next, you will provide additional information which can include:
 - a. In the “I’m looking for a:” section, you will select “Vision Professional”
 - b. In the “The reason for my visit is:” section, leave as the default “Routine eye exam and eye wear”
 - c. Provide the location area that you would like to search
 - d. Select “Search”

Find a Doctor [Encontrar un doctor](#)

I want to search using the first three letters of my identification number:
ANT [Select a plan/network](#) ?

I'm looking for a: Whose name is: (optional)

Vision Professional

The reason for my visit is:

Routine eye exam and eye wear ?
 Medical eye health visit ?

Located near: Within a distance of:

20 miles

[Show more options](#)